
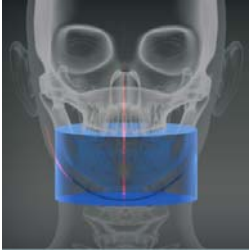

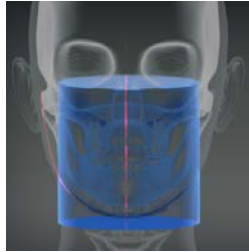

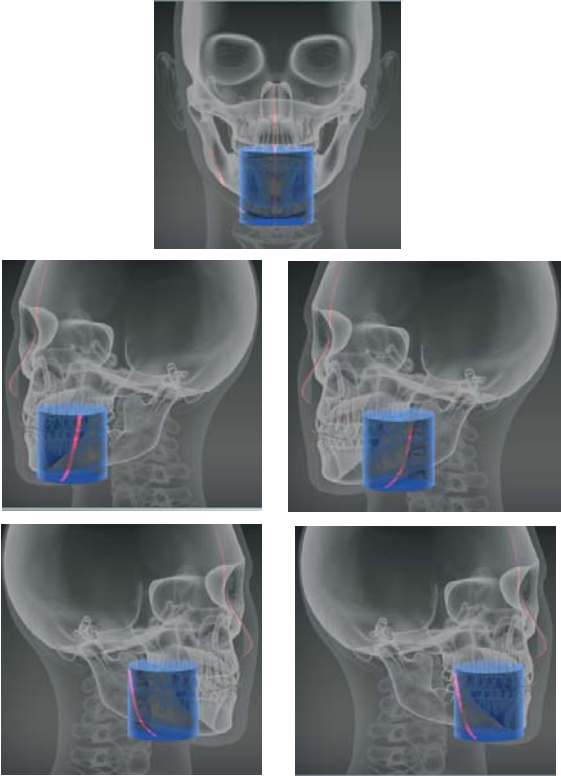

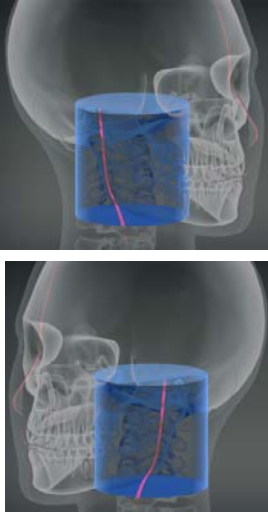



9300 Volume Selection Choices

9300 Select

Field of View	Size Selection	Voxel Size Selection	Approximate Anatomy Included
	<p>10 x 5 cm</p>	<p>180 300</p>	
	<p>Dual Jaw: Maxilla & Mandible</p>	<p>180 300</p>	
	<p>Focused-field: Incisive, Pre-Molar or Molar</p> <p>5 x 5 cm – High Resolution</p> <p>5 x 5 cm – Normal</p>	<p>90 200</p>	

	<p>TMJ: Unilateral</p> <p>8 x 8 cm</p>	<p>200</p> <p>300</p>	
	<p>Dual Jaw: Maxilla & Mandible</p> <p>8 x 8 cm</p>	<p>180</p> <p>300</p>	